

SEALPAC

ANNUAL INSPECTION





ANNUAL INSPECTION OF YOUR SEALPAC

The SafetyRespect Sealpac has a warranty period of 10 years, provided it is inspected annually. The procedure for conducting the inspection is described below.



Break the seal to open the box. Firmly twist or pull the yellow seal 2–3 times until it breaks and can be removed. Remove the sticker located at the box opening (showing the manufacturing date).




Open the box and set aside the plastic package that contains the inspection documents, stickers, and seals. Remove the bag containing your Sealpac. While the Sealpac is still inside the dry bag, inspect its general condition.

Carefully take the vacuum-sealed Sealpac out of the dry bag.




Ensure that your Sealpac is not punctured or otherwise damaged. It should appear as shown in the image on the left.

If it looks like the image on the right, it has been damaged and lost its function. In that case, it must be returned to SafetyRespect for a full inspection and resealing.



Take out the yellow plastic seals. Remove one seal from the bundle and return the remaining ones to the plastic bag with the inspection documents.

Take one of the stickers and place it on the next available space on the box. Mark the next inspection date (one year from this inspection).



We reserve the right to make any technical changes.

Use the permanent marker (included in the inspection kit) to mark the month and year for the next inspection. Write your name and the date of the current inspection underneath the sticker.

Retrieve the Mark Elephant Manual and complete the inspection report, including today's date, the date of the next inspection, your name, and the reason for the inspection.

Document the completed report by either taking a photo of the page or transferring the report data into your selected inspection log.

Important: Ensure that a notification system is in place to avoid missing next year's inspection!



Place the accessory bag and the bag with inspection documents back into the box. Close the box and seal it using the yellow plastic seal.

You have now successfully completed the annual inspection of your SafetyRespect Sealpac!